

2.1 ABC – Anlaut-Kreis



Schneide den Kreis und die Bilder aus.



Klebe die Bilder an die richtige Stelle im Kreis.
Hefte den Kreis auf dein Lapbook.

The activity sheet consists of a large circle divided into 12 equal segments by radial lines. In the center of the circle is a smaller circle containing the following consonant digraphs: **Au**, **Ch**, **Sp**, **Sch**, **St**, **Pt**, **Ei**, and **Eu**. Surrounding the main circle are 12 separate cut-out images, each with a small scissors icon at its edge. The images are: a group of children reading, a horse, a spider, a Volkswagen Beetle, a pair of scissors, a bucket, a pencil, and an owl.



Schneide die Leporellos und die Überschrift aus.



Schreibe passende Nomenwörter (Nomen) auf.






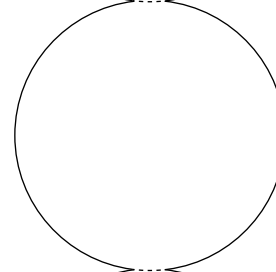


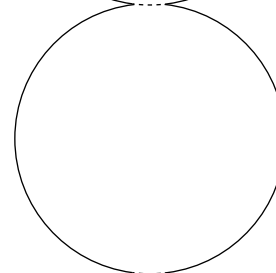
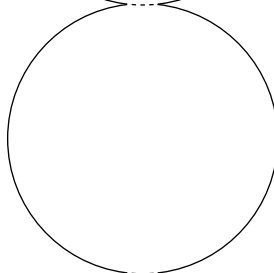
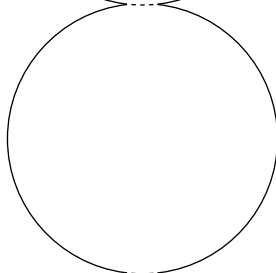
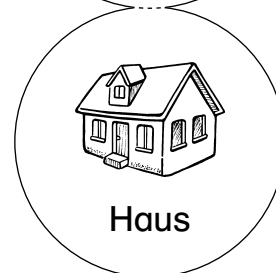
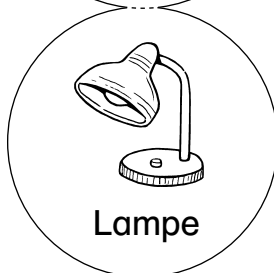

Falte die Leporellos und klebe sie auf dein Lapbook.
Klebe die Überschrift dazu.

Begleiter (Artikel)

der

die

das





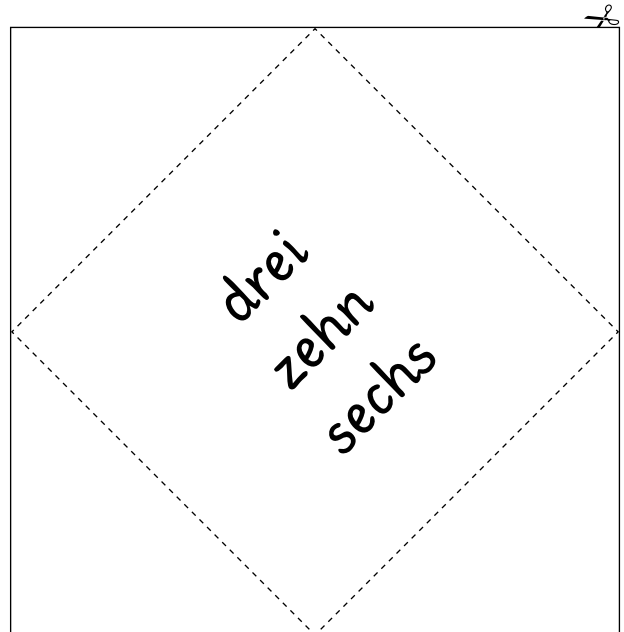
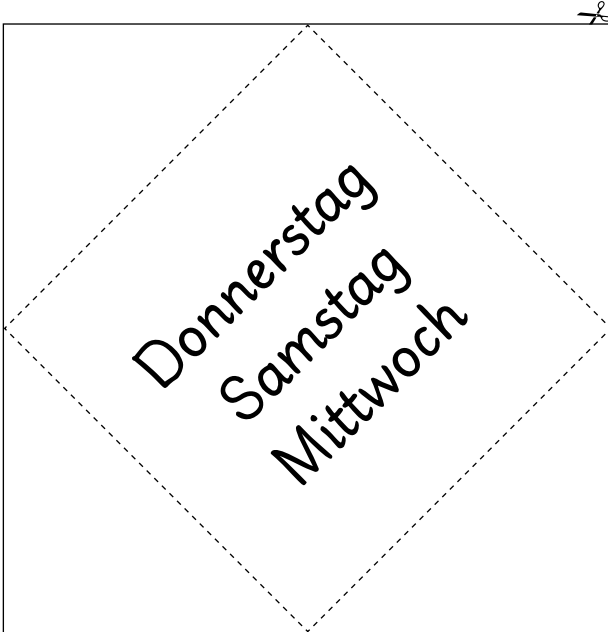
Sammele Wörter, die zu den Wörtern auf den Formen passen.
Schreibe sie auf.



Schneide die Formen aus.



Falte die Formen und klebe sie auf dein Lapbook.



Hilfswörter – Welche passen?

Freitag	die Beere	die Gans	eins
die Orange	sieben	die Banane	der Hahn
Montag	der Fuchs	neun	Sonntag



Schneide die Bilder aus. Bringe sie in die richtige Reihenfolge und hefte sie auf dein Lapbook.

